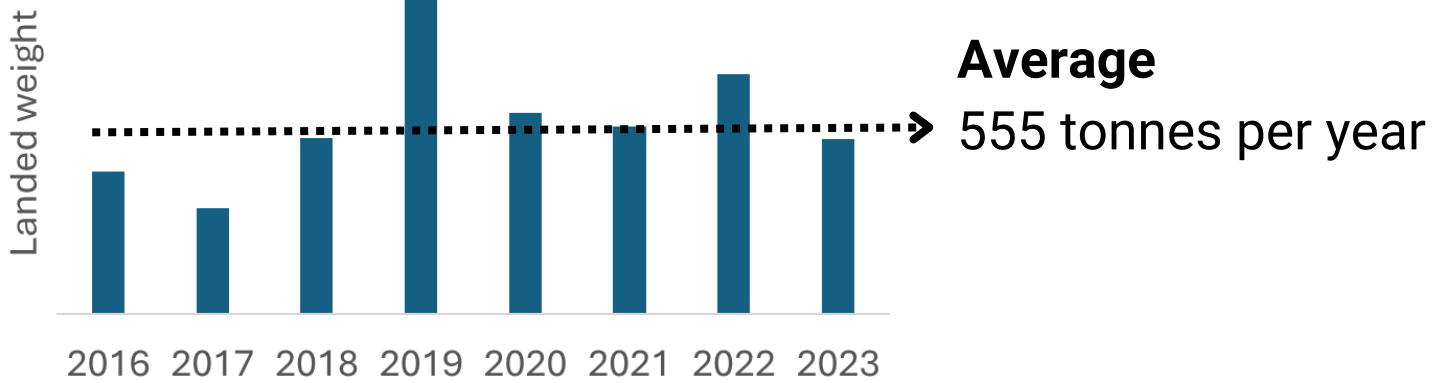


WHELK PERMIT BYELAW 2016: PERMIT CONDITIONS REVIEW INITIAL ASSESSMENT 2024



LANDINGS

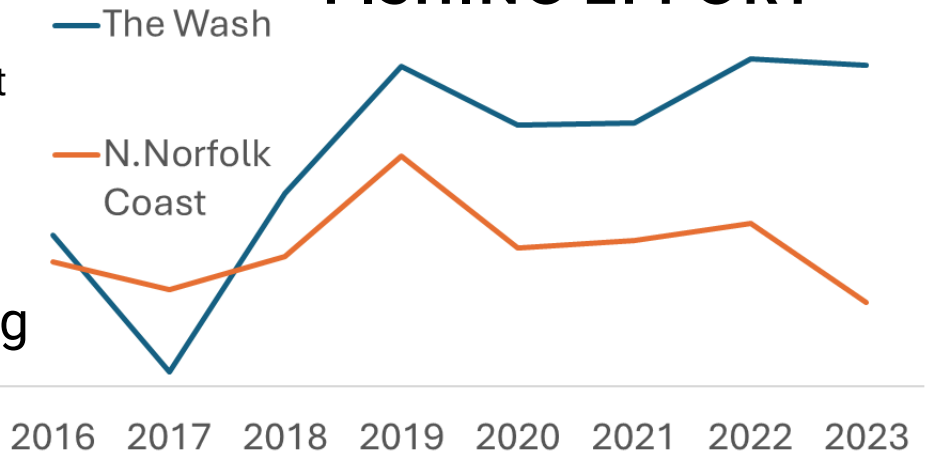


90 %

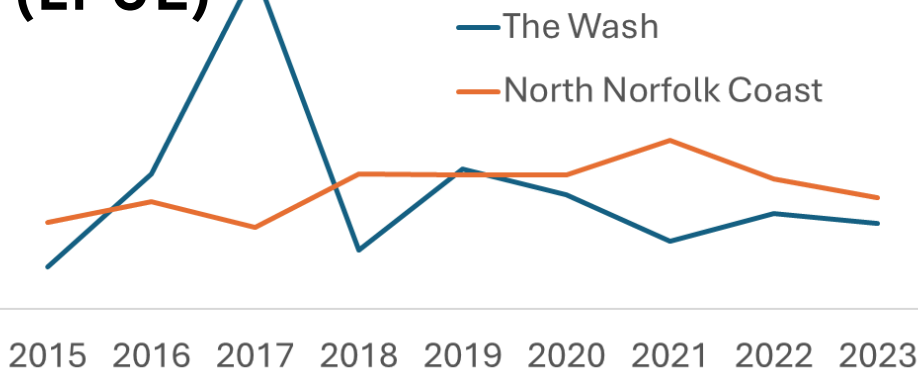
Of fishing effort occurs in...

Fishing effort overall appears to be stabilising

FISHING EFFORT



LANDINGS PER UNIT EFFORT (LPUE)



Increases indicate an 'underfished' fishery

Decreases indicate an 'overfished' fishery

LPUE is **relatively stable overall** but **slightly decreasing in The Wash**

SUMMARY OF STOCK HEALTH

Landings appear relatively stable but vary year-to-year

Effort in different parts of the district has changed since 2014 and has increased significantly in The Wash

LPUE is relatively stable but may be decreasing in The Wash



KEY CONCLUSIONS

1

THE FISHERY APPEARS RELATIVELY STABLE OVERALL

2


THE CURRENT PERMIT CONDITIONS APPEAR EFFECTIVE AT MAINTAINING A STABLE FISHERY

3

THE SITUATION IN THE WASH MAY REQUIRE FURTHER CONSIDERATION IF LPUE CONTINUES TO DECLINE

CONSULTATION

We would like to hear your views about...



THE STATE OF THE FISHERY

THE EFFECTIVENESS OF THE PERMIT CONDITIONS

WE WANT YOUR FEEDBACK

Join us for an **online discussion at 1700hrs on 20 November 2024**

Contact mail@eastern-ifca.gov.uk for an invite

More information is available on our website www.eastern-ifca.gov.uk

This consultation closes: **22 November 2024**

